



Effective: July 1, 2010

## BGD36CFGN

### BGD36CFGN DIRECT VENT CLEAN FACE GAS FIREPLACE (ZERO CLEARANCE TOP OR REAR VENT)


Tested as a heater to ANSI Z21.88 and CSA 2.33

Venting - 4" & 7"



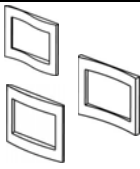





UNIT INCLUDES: ELECTRONIC IGNITION GAS VALVE WITH BATTERY BACK-UP, ON/OFF SWITCH AND BUILT-IN ADJUSTABLE FLAME/HEAT CONTROL, STAINLESS STEEL FLEX CONNECTOR WITH SHUT OFF, DUAL RECEPTACLE JUNCTION BOX, HINGED HEAT RESISTANT GLASS DOOR PORCELAIN REFLECTIVE PANELS, CLEAN FACE FRONT WITH HINGED VALVE COMPARTMENT ACCESS DOOR, EXCLUSIVE CRYSTALLINE™ EMBER BED WITH 4 PATENTED "CRYSTALLITES" ACCENTING THE EMBER BED, HARDWARE, 20 FT. WIRE AND FIRESTOP. BATHROOM/BEDROOM/BEDSITTING ROOM/MOBILE HOME APPROVED. 17,000 BTU'S.

NOTE: All units are natural gas. If propane is required - please order conversion kit.

US \$

	Product	Model Description	Finish	WT/lbs.	Sugg. List
	BGD36CFGN	Top/rear vent clean face fireplace with black door - Natural gas		125	\$1,909
	W175-0278	Conversion kit - Natural gas to propane		2	\$39

#### OPTIONS/ACCESSORIES

DECORATIVE					
ALTERNATE MEDIA KITS ARE AVAILABLE TO REPLACE CRYSTALLINE™ EMBER BED SUPPLIED WITH UNIT					
	MKGK	media kit	glass embers - black	5	\$39
	MKGB	media kit	glass embers - blue	5	\$39
	MKGR	media kit	glass embers - red	5	\$52
	MKGA	media kit	glass embers - amber	5	\$39
ALL MEDIA ENHANCEMENT KITS ARE DESIGNED FOR RANDOM PLACEMENT WITHIN THE FIREBOX AS AN ADDITION TO EITHER THE CRYSTALLINE™ EMBER BED OR ANY OF THE OTHER OPTIONAL MEDIA KITS					
	MEGK	media enhancement kit 1 lb.	glass embers - black	1	\$12
	MEGB	media enhancement kit 1 lb.	glass embers - blue	1	\$12
	MEGR	media enhancement kit 1 lb.	glass embers - red	1	\$15
	MEGA	media enhancement kit 1 lb.	glass embers - amber	1	\$12
	S36WN	* Wave surround c/w top & hearth satin chrome trim	brown	35	\$869
	S36WP	* Wave surround c/w top & hearth satin chrome trim	pewter	35	\$869
	S36CCN	* Concave surround c/w top & hearth satin chrome trim	brown	32	\$769
	S36CCP	* Concave surround c/w top & hearth satin chrome trim	pewter	32	\$769
	S36CVN	* Convex surround c/w top & hearth satin chrome trim	brown	40	\$769
	S36CVP	* Convex surround c/w top & hearth satin chrome trim	pewter	40	\$769
	CFT36W	Upper trim for wave surround (above glass door)	satin chrome	5	\$89
	CFT36CC	Upper trim for concave surround (above glass door)	satin chrome	4	\$89
	CFT36CV	Upper trim for convex surround (above glass door)	satin chrome	7	\$89
	GD202SS	Top door trim	brushed stainless steel	2	\$76
	GD-565-1KT	Safety screen		4	\$115
	270	Paint, ThurmaloX - black 13 oz. MUST ORDER IN MULTIPLES OF 12		12	\$14
HEAT CIRCULATION					
	GZ550-1KT	Blower kit with variable speed and thermostatic control		5	\$215
	B440-KT	Blower-economy, with variable speed and thermostatic control (for ZC Fireplaces only)		5	\$139
	W500-0033	Variable speed switch wall mounting plate		1	\$3
	GA-566	Hot air distribution kit		11	\$229
	GA-72	Hot air exhaust kit (GA-566 also required)		3	\$53
	GA-70	Extension kit, 5 ft flex vent		1	\$32




CONTINUED



Effective: July 1, 2010

## BGD36CFGN

### BGD36CFGN DIRECT VENT CLEAN FACE GAS FIREPLACE (ZERO CLEARANCE TOP OR REAR VENT)

CONTROLS					
	W660-0081	Thermostat, wall mount - digital		1	\$57
	F40	Napoleon on/off hand held battery operated remote w/digital screen		1	\$89
	F40-6	Napoleon on/off hand held battery operated remote w/digital screen - bulk of 6		7	\$474
	F50	Napoleon thermostatic hand held battery operated remote w/digital screen		1	\$139
	F50-6	Napoleon thermostatic hand held battery operated remote w/digital screen - bulk of 6		7	\$774
	W660-0026	Programmable timer, battery operated		1	\$81
	ACS-1	Anti-Condensation Switch		1	\$39
	GD36	Thermostat sensor control (for GA-72 and GA-566)		1	\$31
	W690-0005	Thermostat, 110 volt (for use with hot air distribution kit)		1	\$36

\* Wave, concave & convex surrounds measure 38"H x 42"W and require modified fireplace clearances; consult installation instructions for specifics.